

Welcome to WebChat with Minnesota Adult Education!



- We'll begin at 1:00.
- Please stay muted to reduce background noise.
- If you are having any tech issues, please chat to Wendy Lindblom for assistance.

Check-In Discussion (introduce yourself and enter responses in the chat):

- **How is your program celebrating Adult Education and Family Literacy Week?**

A professional broadcast microphone with a silver mesh grille and a black band across the middle. The background is a blurred recording studio with a laptop and various equipment.

Recording Today's Session

The recording will be posted on the Literacy Action Network website.



Welcome to WebChat with MNABE

Wednesday, September 17, 2025

Agenda

- LAN Sponsor Message
- Announcements
- Program Performance
- Grants and Funding
- Transitions
- Professional Development
- Questions

The background of the slide features a large, grey stone monument. The monument is shaped like the state of Minnesota. On the left side, the word "Minnesota" is written in a large, red, cursive script. Below it, the words "Welcome" and "You" are visible in a bold, black, sans-serif font. The monument is set against a blue sky with white clouds. A dark blue horizontal bar is positioned at the top of the slide, containing the title text in white.

Adult Education Team @ MDE

Brad Hasskamp, State Director

Astrid Liden, Professional Development

Hailey Swanson, Grants, Records, and Admin Support

Jodi Versaw, Program Quality

Julie Dincau, Transitions

Neill Allard, Records, Communications, and Admin Support

Sponsor Message

Kaija Bergen (Literacy Action Network and International Institute of Minnesota)



LITERACY ACTION NETWORK

AEFL Week

Thanks to everyone sharing out the social media graphics.


<https://literacyactionnetwork.org/resources/adult-education-family-literacy-toolkit-2025/>

Please consider reaching out to your MN representatives to do a site visit this fall.

Draft letter:

https://docs.google.com/document/d/1hPT2aIk_a1azd5yKKI-PORkzmT9MSM5EtOhPIL-N-Ho/copy?usp=sharing

Kaija Bergen (Literacy Action Network and International Institute of Minnesota)



Stock Photography Spotlight

<https://drive.google.com/drive/folders/1HOI9leh3eX57t5I3IQjMlymd7yHnDk0>

Thank you to:

Arien Mormul
Bruce Silcox
Burnsville ABE
Mankato ABE
Minneapolis ABE : Low Vision Services
Cambridge ABE





LITERACY ACTION NETWORK

www.mnabe.org



Search Site



[Resources](#)

[News](#)

[Adult Literacy Hotline](#)

[Adult Education System](#)

[Grants & Funding](#)

[Law & Policy](#)

[Accountability](#)

[Transitions & Partnerships](#)

[Diplomas & HSE](#)

Empowering adults with the literacy skills to thrive as workers, family members, and citizens.

[Adult Education System](#)

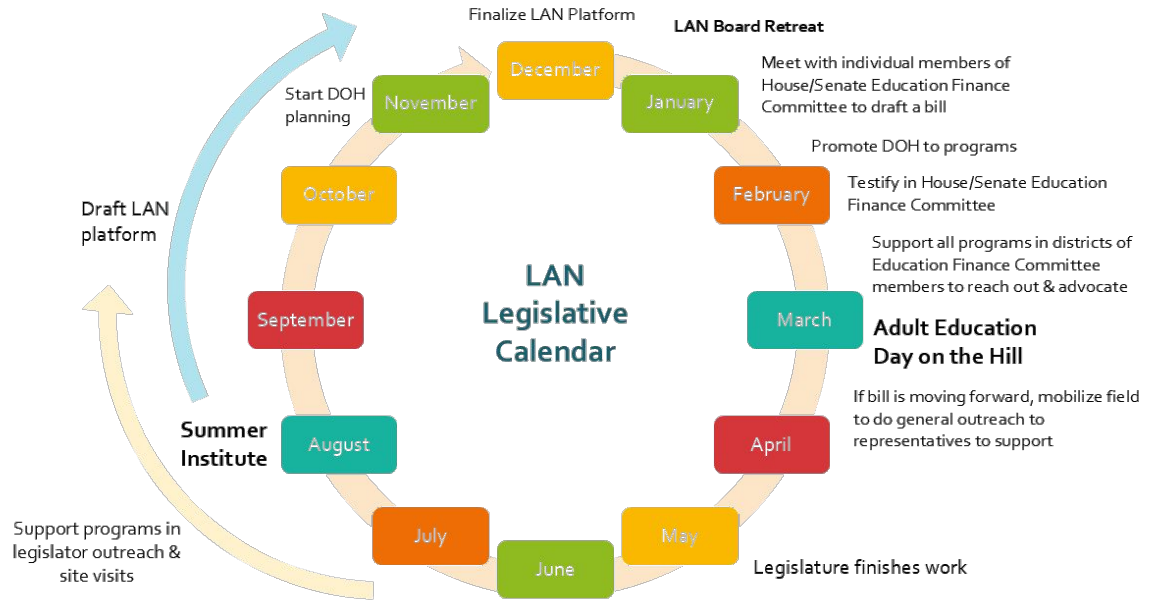




Thank you to everyone who advocated this summer for federal funding!

COABE is giving Gov. Walz an award to recognize the advocacy work for Adult Ed

Join the LAN Legislative Committee to be involved in our state ABE advocacy work!



Announcements

Thank you, Adult Education Staff and Volunteers!

How are you celebrating National Adult Literacy and Family Literacy Week?



#AEFLMN

ADULT EDUCATION

NOT ONLY AN EDUCATIONAL INITIATIVE


AN ECONOMIC ENGINE,
COMMUNITY BUILDER,
AND PATHWAY TO
TRANSFORMATIVE
OPPORTUNITY.

literacyactionnetwork.org



LAN has great resources for this week!



[News](#) | [Events & Meetings](#) | [Job Board](#) | [Reimbursement](#) | [Awards](#) 

[About Us](#) | [Committees](#) | [Resources](#) | [Summer Institute 2025](#) | [Membership](#)

RESOURCES

Adult Education & Family Literacy Toolkit (2025)

It is **National Adult Education and Family Literacy week** on **September 14th to the 20th, 2025**. Join us by raising more awareness of adult education and family literacy by amplifying our presence as one voice. Share and educate about who we are, what we do, and who we serve. For Minnesota practitioners, we are asking for a collective call-to-action during AEFL week.

1. Download a graphic from [COABE's Social Media Graphics](#) or
 - [LAN's Minnesota specific social media graphic](#)
2. Post **1 graphic per day** on your social media from the 14th to the 20th
3. Include a stock phrase or stat or a personal testimony with your post
 - [Education & Elevate – Minnesota](#)
4. Use the hashtag **#AEFLMN**
5. Want a photo to post instead? Download one from [LAN's ABE Stock Photos 2025](#)
6. Share, like or repost

Additional resources can also be found on [COABE's website for AEFL Week](#).

TOPICS

[Adult Education, Advocacy, AEFL](#)

SHARE



DOWNLOADS

• [AEFL MN](#)

COABE is hosting multiple virtual events this week

www.coabe.org/aeft-week



Educate & Advocate!

Adult Education & Family Literacy Week

SEPTEMBER 14-20, 2025

Once a year educators from all over the country join together with adult learners, community partners, business leaders, legislators, and friends of adult education to amplify their successes! COABE has developed a calendar of activities, resources, and so much more! We cordially invite you to join your colleagues as we celebrate national Adult Education and Family Literacy Week! Register below to select the activities you would like to join.

Flood the Hill!

Rise N' Shine Podcast

Virtual Events



COABE has Minnesota-specific resources

<https://educateandelevate.org/Minnesota/>



TRANSFORMATION OF ADULT EDUCATION

ADULT EDUCATION PROGRAM

Fact Sheet | Minnesota

PUBLISHED 2025 | REPORTING PERIOD: JULY 1, 2023 - JUNE 30, 2024*

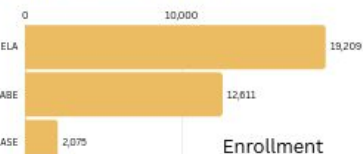
*Most recent data available through the National Reporting System



Purpose: WIOA Title II federally funded adult education programs provide learners with quality-driven literacy, numeracy, digital literacy, and workforce readiness skills that lead to postsecondary education, a family sustaining wage, and economic self-sufficiency.

Employer Skill Needs: Research from Georgetown University's Center on Education and the Workforce found that, "Forty-two percent of jobs in 2031 will require at least a bachelor's degree, while only 28 percent will go to workers with a high school diploma or less." Adults who participate in adult education programs have the opportunity to explore career pathways and hone their skills so that they can advance their careers through postsecondary education or training.

Individuals Enrolled in Adult Education Services



Funding Levels


\$210.37 Federal funds per adult learner
Our learners have the most barriers to employment and literacy, yet we receive limited funding compared to the \$10,000 per pupil received by elementary education.

\$7,130,562 In total annual federal funding

33,895 Total adult education enrollment

Our Performance

1,185 High School Credentials (NPS)



Adult Literacy and Numeracy Snapshot MINNESOTA

U.S. PIAAC Skills Map: State and County Indicators of Adult Literacy and Numeracy

The Skills Map provides the most comprehensive snapshot of key workforce skills in every state and county in the United States. Users can easily access information about the literacy and numeracy proficiency of adults aged 16-74 and compare performance between individual states and counties. Results are reported as the state or county average score on a scale of 0-500 and as the percentage of adults at the lowest levels of proficiency (at or below Level 1), medium proficiency (at Level 2), and the highest levels of proficiency (at or above Level 3).

The data in the tool are generated by a technique called small area estimation. The statistical models used to calculate the state and county estimates relied on combined data from the 2012, 2014, and 2017 Program of the International Assessment of Adult Competencies (PIAAC) in conjunction with 2013-2017 data from the U.S. Census Bureau's American Community Survey (ACS) to produce reliable estimates. Estimates are predictions of how the adults in a given state or county would have performed had they taken the PIAAC assessments. For more information on the tool, please see the PIAAC State and County Estimates page: nces.ed.gov/surveys/piaac/state-county-estimates.asp

Literacy

Average scale score:		Minnesota proficiency level results:		
National	Minnesota	At or below Level 1 (Below 226)	Level 2 (226-275)	At or above Level 3 (Above 275)
264	279 (above national average)	13%	30%	57%

Note: Percentages may not total 100 due to rounding.

States sorted by average literacy scale score:

New Hampshire	279	Connecticut	271	Oklahoma	263
Minnesota	279	Kansas	271	South Carolina	263
Vermont	277	South Dakota	271	Arizona	262
District of Columbia	277	Michigan	271	Kentucky	261

State Summary Card

See County

Literacy

≤ Lvl 1 13%

27%

People in MN Adult Education

57,772 Adult student enrollees (*revised*)

1,245 ABE staff

959 Teachers (*68% are part-time*)

1,163 ABE volunteers

If all Minnesota Adult Education people were a city, it would be the 17th largest city in the state (bigger than Apple Valley).

(Based on 2024–2025 data)

Statewide Adult Education Funding

25–26 funding:

- State: \$55.7 million
- Federal: \$6.1 million
- IELCE: \$1.0 million

24–25 funding:

- State: \$54.4 million
- Federal: \$6.4 million
- IELCE: \$1.1 million



Contact hour rates for 2025–26 funding

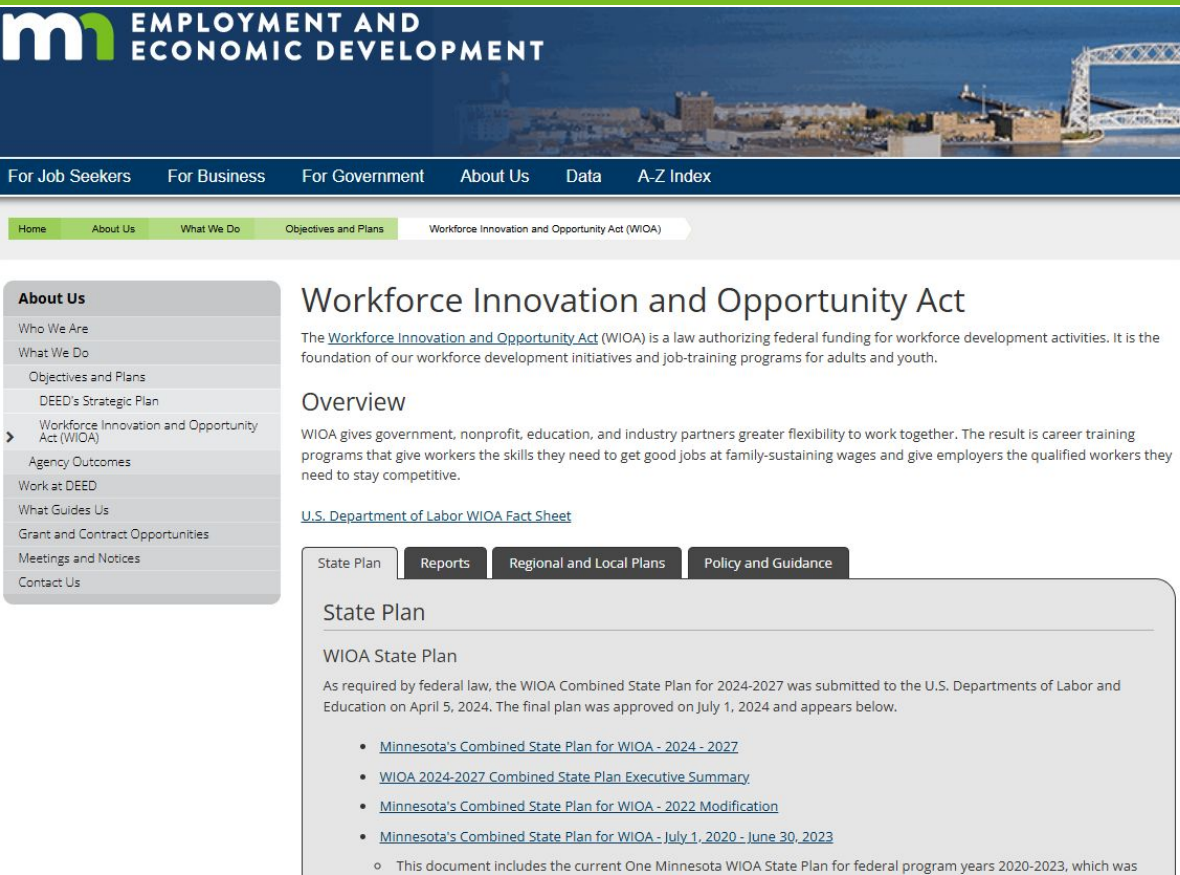


State ABE funding: \$8.82

Federal ABE funding: \$0.81

Remember: Contact hours are important, but are not ultimately the goal — *student success is the goal.*

State WIOA Plan Revisions



The screenshot shows the DEED website with a blue header and a green navigation bar. The main content area is titled "Workforce Innovation and Opportunity Act" and includes an "Overview" section. A sidebar on the left contains links to various sections, and a top navigation bar includes links to "Home", "About Us", "What We Do", "Objectives and Plans", and "Workforce Innovation and Opportunity Act (WIOA)".

EMPLOYMENT AND ECONOMIC DEVELOPMENT

For Job Seekers For Business For Government About Us Data A-Z Index

Home About Us What We Do Objectives and Plans Workforce Innovation and Opportunity Act (WIOA)

About Us

- Who We Are
- What We Do
- Objectives and Plans
 - DEED's Strategic Plan
 - Workforce Innovation and Opportunity Act (WIOA)
- Agency Outcomes
- Work at DEED
- What Guides Us
- Grant and Contract Opportunities
- Meetings and Notices
- Contact Us

Workforce Innovation and Opportunity Act

The [Workforce Innovation and Opportunity Act](#) (WIOA) is a law authorizing federal funding for workforce development activities. It is the foundation of our workforce development initiatives and job-training programs for adults and youth.

Overview

WIOA gives government, nonprofit, education, and industry partners greater flexibility to work together. The result is career training programs that give workers the skills they need to get good jobs at family-sustaining wages and give employers the qualified workers they need to stay competitive.

[U.S. Department of Labor WIOA Fact Sheet](#)

State Plan Reports Regional and Local Plans Policy and Guidance

State Plan

WIOA State Plan

As required by federal law, the WIOA Combined State Plan for 2024-2027 was submitted to the U.S. Departments of Labor and Education on April 5, 2024. The final plan was approved on July 1, 2024 and appears below.

- [Minnesota's Combined State Plan for WIOA - 2024 - 2027](#)
- [WIOA 2024-2027 Combined State Plan Executive Summary](#)
- [Minnesota's Combined State Plan for WIOA - 2022 Modification](#)
- [Minnesota's Combined State Plan for WIOA - July 1, 2020 - June 30, 2023](#)
 - This document includes the current One Minnesota WIOA State Plan for federal program years 2020-2023, which was

- Minnesota's WIOA Plan for 2024–2027 can be found [online](#)
- This winter/spring, we will submit a revised plan to the U.S. Departments of Education and Labor.
- There will likely be a short timeline for revisions.
- If you have suggested revisions, please share them with Brad.

Program Performance: Report Card and Program Improvement

2025 MNABE Report Card

The MNABE Report Card gives Adult Education consortia an opportunity to see how their student numbers, funding, and outcomes compare to other consortia across the state.

MNABE Report Card for 2025 was emailed out by Neill on August 28.

THIS REPORT REFLECTS RESULTS FOR THE PROGRAM YEAR JULY 1, 2024 - JUNE 30, 2025

In this program year, there were 39 ABE consortia in Minnesota

All 39 consortia had ABE-level participants

34 of 39 consortia had ESL-level participants

THIS REPORT CONTAINS THE FOLLOWING TABLES:

STATE AID PER PARTICIPANT

This table ranks consortia based on the amount of state ABE aid received per participant.

Note that this table reflects state aid for the fiscal year beginning July 1, 2025, which is based on contact hours generated from May 1, 2024 - April 30, 2025.

MEASURABLE SKILL GAINS FOR ABE-LEVEL PARTICIPANTS

This table ranks consortia based on the percentage of their ABE participants who made a level gain, achieved a high school credential, or made another type of MSG.

MEASURABLE SKILL GAINS FOR ESL-LEVEL PARTICIPANTS

This table ranks consortia based on the percentage of their ESL participants who made a level gain, achieved a high school credential, or made another type of MSG.

POST-TESTING RATES

This table ranks consortia based on the percentage of participants (ESL and ABE) who achieved 40+ hours of instruction and received a post-test, excluding those that earned an MSG.

RETENTION AND PERSISTENCE FOR ABE-LEVEL STUDENTS

This table ranks consortia based on the percentage of their ABE participants that reach 40 hours of instruction.

RETENTION AND PERSISTENCE FOR ESL-LEVEL STUDENTS

This table ranks consortia based on the percentage of their ESL participants that reach 40 hours of instruction.

DEFINITIONS:

Enrollee = any student who enters an ABE program, regardless of hours of attendance

Participant = an enrollee who attends 12+ hours

ABE-level student = a student whose pre-test places them into an ABE level

Note: Currently, students pre-tested with the TABE or CASAS GOALS are ABE students.

ESL-level student = a student whose pre-test places them into an ESL level

Note: Currently, students tested with CASAS Life and Work or CASAS STEPS are ESL students.

Measurable Skills Gain = Measurable Skills Gain refers to level gains, high school credential attainment, passing a single subject HSE (GED or HiSET) exam, and other MSGs specific to Integrated Education and Training and workplace literacy.

Level gain = Test-based method of achieving a Measurable Skill Gain, accomplished by achieving a post-test score that falls into a higher level than pre-test score

High school credential = GED, HiSET, Standard Adult High School Diploma, or a local diploma achieved through a credit completion diploma program

PY = program year (July 1 - June 30)

FY = fiscal year (July 1 - June 30)

Minnesota ABE FY 2025-26 State Aid Per Participant

Consortium	FY2025-26 State Aid	State Aid Rank	Number of Participants (PY 24-25)	Number of Participants Rank	State Aid per Participant
Southwest Metro	\$ 1,117,114.55	15	391	20	\$ 2,857.07
Brainerd ABE	\$ 275,308.13	28	122	32	\$ 2,256.62
South Suburban ABE	\$ 410,692.50	25	188	26	\$ 2,184.53
Cass Lake-Bena	\$ 92,544.49	34	44	38	\$ 2,103.28
Duluth AE	\$ 466,746.79	24	228	24	\$ 2,047.14
Arrowhead Economic OA	\$ 841,427.77	18	419	19	\$ 2,008.18
Lakeville ABE	\$ 249,109.98	30	130	31	\$ 1,916.23
Dakota Prairie ABE	\$ 210,682.50	32	111	33	\$ 1,898.04
Area Adult Learning Coop	\$ 355,841.56	26	188	25	\$ 1,892.77
Glacial Lakes ABE	\$ 658,663.60	21	360	22	\$ 1,829.62
Northwest Service Coop	\$ 652,097.12	22	361	21	\$ 1,806.36
Alexandria ABE	\$ 249,585.00	29	140	30	\$ 1,782.75
Corrections	\$ 4,751,294.89	3	2701	4	\$ 1,759.09
Mankato	\$ 959,933.99	17	573	17	\$ 1,675.28
Metro North ABE	\$ 4,323,127.37	5	2600	5	\$ 1,662.74
Lakes Area AE	\$ 287,866.27	27	174	27	\$ 1,654.40
Metro South ABE	\$ 2,294,393.92	6	1435	6	\$ 1,598.88
Minneapolis	\$ 5,912,608.08	2	3700	2	\$ 1,598.00
ThinkSelf Deaf AE	\$ 73,302.86	36	46	37	\$ 1,593.54
Central MN ABE	\$ 2,056,468.94	7	1301	7	\$ 1,580.68
Southwest ABE	\$ 1,607,329.09	12	1042	15	\$ 1,542.54
Statewide	\$ 53,862,083.57		35,575		\$ 1,514.04
Osseo ABE	\$ 1,662,926.86	11	1098	12	\$ 1,514.51
Hiawatha Valley AE	\$ 222,317.41	31	147	29	\$ 1,512.36
Metro East	\$ 4,429,893.52	4	2963	3	\$ 1,495.07
Moorhead	\$ 496,579.16	23	333	23	\$ 1,491.23
Adult Options	\$ 1,677,408.88	10	1126	11	\$ 1,489.71
Rochester ABE	\$ 1,881,826.18	8	1280	8	\$ 1,470.18
Southeast ABE	\$ 1,765,976.74	9	1221	9	\$ 1,446.34
Great Rivers AE	\$ 689,102.21	20	497	18	\$ 1,386.52
Tri-Co Corrections	\$ 201,619.58	33	154	28	\$ 1,309.22
St. Paul CLC	\$ 8,531,296.54	1	7056	1	\$ 1,209.08
Robbinsdale	\$ 1,250,561.51	13	1049	14	\$ 1,192.15
Rosemount-AV-Eagan	\$ 1,221,158.33	14	1061	13	\$ 1,150.95
WEST ABE	\$ 1,018,304.27	16	922	16	\$ 1,104.45
American Indian OIC	\$ 78,713.19	35	75	34	\$ 1,049.51
Red Lake	\$ 39,279.18	37	55	36	\$ 714.17
Burnsville	\$ 786,541.20	19	1152	10	\$ 682.76
Mille Lacs Band of Ojibwe	\$ 23,388.95	39	42	39	\$ 556.88
White Earth ABE	\$ 39,050.46	38	72	35	\$ 542.37

MNABE Report Card 2

State Aid Per Participant

Lists each consortium's (grantee's) state ABE aid/funding, rank, number of participants and aid per participant

Minnesota ABE PY 2025 Measurable Skill Gains - ABE Participants

Consortium	Number of Participants (ABE Levels)	Number of Participants Rank	Number of Participants who Made a Level Gain	Number of Participants who Completed a HS Credential *	Number of Participants with other MSG (1d, 3, 4, 5) **	Percent of Participants with MSG ***
Area Adult Learning Coop	28	37	3	9	16	71.4%
Hiawatha Valley AE	89	29	35	14	32	65.2%
Cass Lake Bena	44	34	12	22	14	63.6%
Mankato	330	14	28	31	185	61.5%
Red Lake	55	33	10	12	27	60.0%
Adult Options	118	24	42	11	36	56.8%
Northwest Service Coop	190	19	15	53	87	54.2%
Duluth AE	193	18	72	29	32	51.8%
Corrections	2638	1	870	360	631	50.9%
Rochester AE	528	7	147	44	135	50.6%
Brainerd AE	97	26	14	23	34	49.5%
Tri-Co Corrections	154	22	65	6	16	45.5%
Alexandria ABE	44	34	12	6	13	45.5%
Glacial Lakes ABE	94	27	8	27	36	44.7%
Arrowhead Economic OA	396	12	139	27	49	42.2%
Central MN ABE	349	13	89	52	53	42.1%
SouthWest Metro	154	22	49	8	22	41.6%
White Earth	71	31	13	9	19	40.8%
Metro South ABE	402	10	113	27	41	40.0%
Statewide ABE	14,468		3487	1204	2433	38.7%
Minneapolis	772	5	130	106	149	38.2%
Lakeville	58	32	15	5	8	37.9%
Southeast ABE	512	8	104	36	95	37.9%
Moorhead	162	20	29	15	34	37.0%
NRS Target						36.7%
St. Paul CLC	2073	2	545	35	291	35.6%
South Suburban ABE	90	28	16	13	19	35.6%
Lakes Area AE	105	25	23	14	8	35.2%
Great Rivers AE	161	21	11	8	46	34.8%
Burnsville	229	16	57	14	23	32.3%
Metro North ABE	1194	4	294	56	111	31.5%
Dakota Prairie ABE	13	38	3	0	1	30.8%
Rosemount-AV-Eagan	284	15	44	24	38	30.6%
Southwest ABE	221	17	46	10	23	29.9%
Osseo ABE	400	11	97	25	5	29.8%
American Indian OIC	75	30	16	3	9	29.3%
WEST ABE	720	6	182	9	17	27.1%
Metro East	1304	3	216	75	144	26.8%
Program Improvement Benchmark						25.7%

MNABE Report Card 3

Measurable Skill Gains (MSG) — ABE Participants

Lists each consortium's number of ABE-level participants, rank, and number and percent of participants with an MSG (level gain, diploma, or MSG 3/4/5)

MNABE Report Card 4

Measurable Skill Gains (MSG) — ESL Participants

Lists each consortium's number of ESL-level participants, rank, and number and percent of participants with an MSG (level gain, diploma, or MSG 3/4/5)

Minnesota ABE PY 2025 Measurable Skill Gains - ESL Participants

Consortium	Number of Participants (ESL levels)	Number of Participants Rank	Number of Participants who made a Level Gain	Number of Participants who completed a HS Credential *	Number of Participants with other MSG (1d, 3, 4, 5) **	Percent of Participants with MSG ***
White Earth	1	34	1	0	0	100.0%
Great Rivers AE	336	15	116	0	59	52.1%
Metro North ABE	1406	4	709	2	7	50.8%
Adult Options	1008	6	489	0	6	48.6%
Osseo ABE	698	13	328	0	2	47.0%
Brainerd AE	25	32	11	0	1	44.0%
Mankato	243	17	95	1	16	43.6%
Metro South ABE	1033	5	432	2	9	42.5%
Metro East	1659	3	678	16	11	41.2%
Central MN ABE	952	7	385	1	0	40.4%
Lakeville	72	26	29	0	0	40.3%
Burnsville	923	8	345	0	22	39.5%
Area Adult Learning Coop	160	22	61	0	3	39.4%
Arrowhead Economic OA	23	33	9	0	0	39.1%
Dakota Prairie ABE	98	23	35	0	3	38.8%
Northwest Service Coop	171	20	61	1	6	38.6%
Moorhead	171	20	66	0	1	38.6%
SouthWest Metro	237	18	91	0	0	38.4%
Corrections	63	28	20	2	3	38.1%
Robbinsdale	645	14	243	0	1	37.7%
Statewide ESL	21,107		7733	58	280	37.5%
Duluth AE	35	31	13	0	0	37.1%
NRS Target						36.7%
St. Paul CLC	4983	1	1762	23	74	35.9%
Minneapolis	2928	2	1022	2	11	35.2%
Glacial Lakes ABE	266	16	89	0	1	33.8%
Rosemount-AV-Eagan	777	10	251	0	17	33.2%
Southeast ABE	709	12	221	7	41	32.7%
Lakes Area AE	69	27	17	0	5	31.9%
Alexandria ABE	96	25	30	0	0	31.3%
Hiawatha Valley AE	58	29	17	0	0	29.3%
Rochester AE	752	11	218	0	2	29.0%
ThinkSelf Deaf AE	38	30	10	0	0	26.3%
Program Improvement Benchmark						25.7%

MNABE Report Card 5

Post-Testing Rates

Lists each consortium's number of participants, percent of participants that had a post-test, and percent of participants with 40+ hours that had a post-test (excluding those that achieved MSG 1d, 2, 3, 4 or 5)

Minnesota ABE PY 2025 Post-testing Rates - ABE-Level and ESL-Level Participants (12+ hours)

Consortium	Number of Participants	Percent of Participants w/ 12+ Hours Post-Tested	Number of 40+ Hour Participants	Percent of Participants w/ 40+ Hours Post-Tested	Percent of Participants w/ 40+ Hours Post-Tested (Excluding those with MSG 1d, 2, 3, 4 or 5)
Lakeville	130	66.2%	86	90.7%	90.4%
Hiawatha Valley AE	147	58.5%	99	82.8%	82.7%
Brainerd AE	122	44.3%	67	77.6%	88.5%
ThinkSelf Deaf AE	46	78.3%	40	87.5%	87.5%
Central MN ABE	1301	58.2%	861	85.7%	86.1%
Great Rivers AE	497	46.5%	254	79.5%	84.4%
Metro North ABE	2600	63.7%	1822	83.2%	84.0%
Arrowhead Economic OA	419	45.8%	226	81.0%	82.2%
Dakota Prairie ABE	111	45.9%	62	77.4%	81.4%
Statewide ESL	21,107	57.7%	14615	81.0%	81.3%
Minneapolis	3700	58.8%	2594	79.0%	81.2%
Moorhead	333	45.3%	162	80.9%	81.0%
SouthWest Metro	391	67.3%	317	80.8%	80.8%
Rosemount-AV-Eagan	1061	55.5%	671	79.6%	80.4%
Metro South ABE	1435	60.1%	1052	78.5%	79.9%
Adult Options	1126	62.7%	859	78.8%	79.7%
Southeast ABE	1221	51.2%	767	75.4%	79.1%
Rochester AE	1280	58.0%	917	76.1%	78.8%
Burnsville	1152	53.0%	728	78.7%	78.6%
Osseo ABE	1098	59.7%	799	78.1%	78.4%
Alexandria ABE	140	39.3%	60	80.0%	78.2%
Metro East	2963	48.7%	1714	75.6%	77.0%
St. Paul CLC	7056	56.4%	4747	77.8%	76.9%
Area Adult Learning Coop	188	49.5%	122	74.6%	76.8%
WEST ABE	922	32.4%	355	75.5%	76.1%
Northwest Service Coop	361	32.4%	154	67.5%	73.2%
South Suburban ABE	188	48.9%	111	73.9%	72.9%
Glacial Lakes ABE	360	42.5%	207	72.0%	72.7%
Mankato	573	37.3%	351	53.6%	72.6%
White Earth	72	31.9%	32	62.5%	72.2%
Robbinsdale	1049	46.1%	664	70.2%	71.0%
Lakes Area AE	174	34.5%	66	71.2%	71.0%
Statewide ABE	14468	47.4%	9223	68.8%	71.0%
American Indian OIC	75	44.0%	47	68.1%	70.0%
Southwest ABE	1042	42.3%	605	68.8%	69.6%
Duluth AE	228	51.8%	149	75.2%	68.6%
Tri-Co Corrections	154	45.5%	95	68.4%	67.9%
Corrections	2701	59.2%	2303	67.8%	67.3%
Red Lake	55	23.6%	10	80.0%	66.7%

Program Improvement Benchmark

60.0%

Minnesota ABE PY 2025 Retention and Persistence By Consortium - ABE Students

Consortium	Number of Enrollees (ABE Students)	Percent of Enrollees Retained to 12 Hours	Percent of Enrollees Retained to 40 Hours	Number of Participants (ABE Students)	Average Participant Hours	Percent of Participants Retained to 40 Hours
Corrections	3322	79.4%	67.7%	2638	201	85.3%
SouthWest Metro	215	71.6%	59.5%	154	155	83.1%
Hiawatha Valley AE	138	64.5%	49.3%	89	51	76.4%
ThinkSelf Deaf AE	9	88.9%	66.7%	8	107	75.0%
St. Paul CLC	3312	62.6%	44.3%	2073	118	70.7%
Rochester AE	838	63.0%	44.4%	528	132	70.5%
Osseo ABE	537	74.5%	51.8%	400	105	69.5%
Adult Options	149	79.2%	54.4%	118	96	68.6%
Metro South ABE	621	64.7%	44.1%	402	116	68.2%
Minneapolis	1346	57.4%	38.4%	772	103	67.0%
Duluth AE	459	42.0%	27.2%	193	72	64.8%
Lakeville	88	65.9%	42.0%	58	90	63.8%
Burnsville	434	52.8%	33.6%	229	139	63.8%
Statewide ABE	22,479	64.4%	41.0%	14,468	115	63.7%
Metro North ABE	1713	69.7%	44.4%	1194	103	63.7%
American Indian OIC	102	73.5%	46.1%	75	117	62.7%
Southeast ABE	852	60.1%	37.3%	512	73	62.1%
Tri-Co Corrections	231	66.7%	41.1%	154	211	61.7%
South Suburban ABE	127	70.9%	40.9%	90	66	57.8%
Robbinsdale	581	69.5%	40.1%	404	71	57.7%
Cass Lake Bena	126	34.9%	19.8%	44	144	56.8%
Arrowhead Economic OA	567	69.8%	37.2%	396	78	53.3%
Central MN ABE	593	58.9%	31.2%	349	67	53.0%
Southwest ABE	429	51.5%	27.3%	221	65	52.9%
Mankato	486	67.9%	34.6%	330	113	50.9%
Rosemount-AV-Eagan	467	60.8%	30.6%	284	70	50.4%
Mille Lacs Band of Ojibwe	131	32.1%	15.3%	42	53	47.6%
Brainerd AE	155	62.6%	29.7%	97	49	47.4%
Area Adult Learning Coop	47	59.6%	27.7%	28	70	46.4%
Metro East	2230	58.5%	26.5%	1304	76	45.2%
White Earth	142	50.0%	21.8%	71	88	43.7%
Moorhead	307	52.8%	20.8%	162	52	39.5%
Dakota Prairie ABE	28	46.4%	17.9%	13	46	38.5%
WEST ABE	1490	48.3%	17.7%	720	44	36.7%
Alexandria ABE	112	39.3%	14.3%	44	47	36.4%
Glacial Lakes ABE	255	36.9%	13.3%	94	55	36.2%
Northwest Service Coop	377	50.4%	15.4%	190	41	30.5%
Lakes Area AE	220	47.7%	14.5%	105	42	30.5%
Great Rivers AE	357	45.1%	12.0%	161	46	26.7%
Red Lake	116	47.4%	8.6%	55	31	18.2%

MNABE Report Card 6

Retention and Persistence — ABE Participants

Lists each consortium's number of ABE-level enrollees, percent of enrollees with 12+ hours, 40+ hours, number of participants, average participant hours, and percent of participants retained to 40+ hours

MNABE Report Card 7

Retention and Persistence — ESL Participants

Lists each consortium's number of ESL-level enrollees, percent of enrollees with 12+ hours, 40+ hours, number of participants, average participant hours, and percent of participants retained to 40+ hours

Minnesota ABE PY 2025 Retention and Persistence By Consortium - ESL Students

Consortium	Number of Enrollees (ESL Students)	Percent of Enrollees Retained to 12 Hours	Percent of Enrollees Retained to 40 Hours	Number of Participants (ESL Students)	Average Participant Hours	Percent of Participants Retained to 40 Hours
White Earth	2	50.0%	50.0%	1	53	100.0%
ThinkSelf Deaf AE	45	84.4%	75.6%	38	201	89.5%
Corrections	68	92.6%	79.4%	63	310	85.7%
Brainerd AE	30	83.3%	70.0%	25	194	84.0%
SouthWest Metro	397	59.7%	47.6%	237	137	79.7%
Adult Options	1204	83.7%	64.6%	1008	130	77.2%
Metro North ABE	2212	63.6%	48.0%	1406	141	75.5%
Metro South ABE	1303	79.3%	59.7%	1033	129	75.3%
Mankato	326	74.5%	56.1%	243	168	75.3%
Osseo ABE	879	79.4%	59.3%	698	150	74.6%
Rochester AE	1137	66.1%	47.9%	752	116	72.5%
Central MN ABE	1388	68.6%	48.7%	952	96	71.0%
Minneapolis	4395	66.6%	47.3%	2928	145	70.9%
Statewide ESL	29,387	71.8%	49.7%	21,107	124	69.2%
Duluth AE	49	71.4%	49.0%	35	89	68.6%
Area Adult Learning Coop	193	82.9%	56.5%	160	72	68.1%
Lakeville	94	76.6%	52.1%	72	81	68.1%
Rosemount-AV-Eagan	1099	70.7%	48.0%	777	91	68.0%
Metro East	2428	68.3%	46.3%	1659	139	67.8%
Robbinsdale	860	75.0%	50.1%	645	121	66.8%
St. Paul CLC	7281	68.4%	45.1%	4983	117	65.8%
Arrowhead Economic OA	29	79.3%	51.7%	23	101	65.2%
Glacial Lakes ABE	465	57.2%	37.2%	266	111	65.0%
Southeast ABE	1044	67.9%	43.0%	709	95	63.3%
Burnsville	1335	69.1%	43.6%	923	107	63.1%
Great Rivers AE	437	76.9%	48.3%	336	85	62.8%
South Suburban ABE	134	73.1%	44.0%	98	72	60.2%
Southwest ABE	1141	72.0%	42.8%	821	79	59.4%
Dakota Prairie ABE	132	74.2%	43.2%	98	61	58.2%
Moorhead	227	75.3%	43.2%	171	73	57.3%
Northwest Service Coop	239	71.5%	40.2%	171	90	56.1%
Hiawatha Valley AE	88	65.9%	35.2%	58	62	53.4%
Lakes Area AE	123	56.1%	27.6%	69	53	49.3%
Alexandria ABE	149	64.4%	29.5%	96	52	45.8%
WEST ABE	293	68.9%	31.1%	202	50	45.0%

Targets and Program Improvement Benchmarks

Program Improvement is a state-required process for consortia whose MSGs or post-testing rates fall 30% below targets

- 2024–2025 MSG target is 36.7%
 - *Benchmark for Program Improvement is 25.7%*
- Post-testing expectation is 60% of all participants
 - *Benchmark for Program Improvement is 60% of all participants with 40+ hours*



2025 Program Improvement Process

September–October 2025: Completion of Program Analysis Worksheet

October 22, 2025: Program Improvement Workshop

December 12, 2025: Program Improvement Plan due

January–June 2026: Program Improvement Plan implementation

February–March 2026: MDE conducts site visits

August 2026: August reporting submission

****Programs that have been identified for program improvement have been notified.***

Grants and Finance

Grants and Finance: Common Terms

Fiscal year (FY): July 1–June 30

FY25: July 1, 2024 - June 30, 2025 ← *Ended in June*

FY26: July 1, 2025 - June 30, 2026 ← *Current year*

UFARS: Codes for fiscal reporting that must be used by grantees. Examples:

FIN 322: State Adult Education/ABE Funds

FIN 438: Federal Adult Education/ABE Funds

FIN 801: IELCE Funds

Fall 2025: Key Finance Tasks — FY25 funds

Finance tasks for FY25 funds:

- *Optional* Carry over any unused FY25 State ABE funds (FIN 322).
- Submit final reimbursement requests for FY25 Federal ABE funds (FIN 438) in MEGS
- *Submit Closeout Report for FY25 Federal ABE funds (FIN 438) in MEGS
- *Submit FY25 Final Fiscal Completion Report by Dec 15

* wait for emails with more information

Key Finance Task: Carryover FY25 state ABE funds (FIN 322)

Up to 20% of state funds can be used between July 1 and Sept 30 of the following fiscal year (“Quarter 5”).

When carrying over funds in this way, be sure they are course coded correctly with UFARS codes.

The course code for FY25 funds is 005. This code should be used for expenses that occurred between July 1 and September 30, 2025 but are being charged to FY25 funding.



UFARS course codes for carryover

Course codes to use for carryover (FIN 322)

FY25 = 005

FY26 = 006

FY27 = 007

etc.



Key Finance Task: Request Reimbursement for FY25 federal funds (FIN 438) in MEGS

- Please check with your business office to make sure reimbursement requests have been submitted for all FIN 438 Federal Adult Education funds in MEGS.
 - If there are remaining funds, request reimbursement as soon as possible!

ASAP

Key Finance Task: Closeout Report for FY25 federal funds (FIN 438) in MEGS

- The final step in the FY25 process in MEGS is to submit a closeout report.
- All reimbursement requests must be processed before the closeout report can be submitted.
- PLEASE WAIT to submit this report. More information coming soon.

Not Quite Yet

Key Finance Task: FY25 Final Fiscal Completion Reports



Mid-October: FY25 Final Fiscal Completion Reports will be emailed to fiscal agent contact (by Hailey Swanson)

****Districts** complete audits of ALL education funding by Dec 1**

Dec 15: FY25 Final Fiscal Completion Reports due back to our office (email to Hailey)

	A	B	C	D	E	F	G
1	FY 2023 Adult Basic Education Annual Final Fiscal Completion Report - FIN 322 and FIN 438						
General Information:		Agreements for ABE consortia authorized under Minnesota Statutes 124D.531 and					
		Fiscal Year Ending: 9/30/2023					
Fiscal Agent:					FY 23 State Entitlement:		
					FY 23 Federal Entitlement:		
A					E	F	G
UFARS Object Code	Expenditure	FIN 438 Federal Expenditures	FIN 322 State Aid Expenditures	Maximum State Admin Allowed	Course Code 002 Expenditures 7/1-9/30/22 Claimed against FY22 revenue	Course Code 003- Expenditures 7/1-9/30/23 using FY23 revenue -max allowed 20% of amount in cell G6	
110	Administration (Max = 5% of award)			\$0.00	\$0.00		
120	ABE Program Management/Supervision				If there is a dollar amount in Column F, Row 11, that means expenditures were claimed between 7/1/22 - 9/30/22 against your FY22 revenue. The dollar		
All Other 100's	ABE Counseling, Instructional, Clerical						
200's	ABE Employee Benefits						
303	Federal Subawards and Subcontracts (amount up to \$25,000)						
	Federal Subawards and Subcontracts (excess						

Fall 2025: Key Finance Tasks — FY26 funds

Finance tasks for FY26 funds:

- Create budget for FY26 Federal ABE funds (FIN 438) in MEGS.
 - *Budget tile is now working correctly.*
- Submit reimbursement requests for FIN 438 funds quarterly in MEGS.

Note that State Adult Education funds (FIN 322) will continue to flow through IDEAS as in previous years.

Congratulations to the Integrated English Literacy and Civics Education Grantees

1. Anoka-Hennepin
2. Bloomington
3. Burnsville-Eagan-Savage
4. Great Rivers
5. International Institute of MN
6. Mankato
7. North St.
Paul-Maplewood-Oakdale
8. Osseo



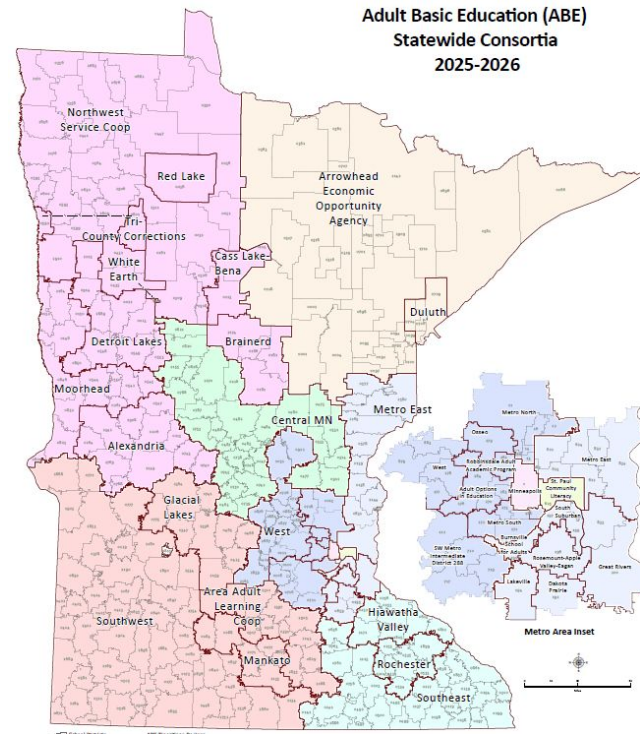
IELCE Grantees Next Step

Nyagatare Valens, Grants Specialist, will be assisting with preparation of the Official Grant Award Notification (OGAN), financial reporting, processing of payments requests, and dissemination of the award document. His contact information is nyagatare.valens@state.mn.us or 651-582-8480.


Transitions

Regional Transitions Plans

- The activities in all ten regional transitions plans have been approved.
- There was a delay in starting the activities due to not having the funding available the month of July.



Online Statewide Training Courses



There is a [new resource document](#) for the four courses. It includes the following:

- Start Dates
- Registration Dates
- Customizable flyers to promote classes to your local ABE students
- FAQs for each class

Online Statewide Training Courses

The following statewide courses will be offered during FY26 (2025–2026 school year):

- Commercial Driver's License (CDL) Class B
- Microsoft Office Specialist (MOS)
- Paraprofessional
- Personal Care Assistant (PCA)

Check out the new referral system!

**FY26 Online Statewide Training
Course — [Referral Form](#)**



Professional Development

Reminder: MN ABE Connect Now Being Sent by ATLAS

Email now being sent from
atlas@hamline.edu

**add to your contacts*

Typically sent on Tuesdays

[Subscribe](#) on the ATLAS
website

MN ABE Connect: Reading - TABE - Mental Health - IET - DL



ATLAS <atlas@hamline.edu>

To Hasskamp, Brad (He/Him/His) (MDE)



Reply



MN ABE CONNECT

Brought to you by the Minnesota Adult Education Support Network:

ATLAS | Literacy Action Network | Literacy Minnesota | Minnesota
Association of Workforce Boards | PANDA - MN ABE Physical and
Nonapparent Disability Assistance | Southwest Adult Basic Education

PD Catalog

Get an overview of all MN Adult Education professional development (PD) activities in one convenient, searchable place! Find **online courses**, **cohorts**, **study circles** and more!

[MN Adult Ed PD Catalog >>](#)

Professional Development Catalog

The online Minnesota Adult Education PD Catalog provides an overview of all MN Adult Ed professional development (PD) activities in one convenient, searchable place. Here you will find brief descriptions of all PD offerings currently provided by the [Minnesota Adult Education Support Network](#).

Note: Not all activities listed here have been scheduled yet, and many can be provided to you by request. Others are available on an ongoing basis.

- Scheduled activities are linked to the MN Adult Ed [Events Calendar](#) or other sites, where you can find registration and more details.
- For a list of upcoming PD activities for the year, see [FY26 MN Adult Ed PD Dates](#).

REFINE YOUR SEARCH

All Content Areas ▾

All Formats ▾

All Audiences ▾

All Providers ▾

🔍 Search by Keywords

Submit

[Clear Filters](#)

Webinar/Webcast

ABE Foundations at a Distance: Webinar Series

ATLAS

ATLAS offers 3 live webinars to supplement the ABE Foundations Online Course and support new ABE staff members' entry into the field. The purpose of the webinar series is to: Provide a guided, connected way to complete the ABE Foundations online course content in... [Read More](#)

CONTENT AREAS: ABE Policy / ACES / Transitions / CCR Standards / Civics & Citizenship / Digital Literacy / Northstar / HSE / GED / Adult Diploma / Program Management / SID Database / Support Services / Using Volunteers

AUDIENCES: Administrator / Instructor / Support Staff



Online Course

ABE Foundations Online Course

ATLAS

ABE Foundations is a free online course that is hosted on the Canvas platform; it provides an introduction to the world of Adult Basic Education in a self-paced, asynchronous format. Participants can complete the entire course and earn CEUs or access specific topics for a refresher. [Read More](#)

CONTENT AREAS: ABE Policy / ACES / Transitions / CCR Standards / Digital Literacy / Northstar /



Plan your PD for the upcoming year with these MN Adult Ed resources!

[FY26 PD Overview](#): An overview of events & cohorts planned for this year

[PD Catalog](#): Brief descriptions of all PD offerings on a searchable website

[FY26 PD Dates](#):

An overview of all PD events that have been planned to date (linked on PD Catalog)

[Events Calendar](#): Register for PD activities that have been scheduled

MN Adult Education Canvas Course Index



Login



Dashboard



Calendar



Inbox



History



Help

components of reading

Understanding Post Traumatic Stress Disorder - FY26

Understand symptoms and causes of Post-Traumatic Stress Disorder (PTSD) and other traumas which can impact adult student learning

The 3 Ls: The Difference between Learning Disability, Low Ability and Low Literacy - FY26

Learn how to distinguish between a learning disability, low ability, and low literacy

CCRS Foundations - FY26

As introduced in the College &

in MN ABE

Reducing the Stigma of Mental Illness - FY26

Understand mental health disorders common to the adult population. Learn how to reduce the stigma of mental illness by understanding what it is like and

Universal Design for Learning - FY26

Universal Design for Learning (UDL) minimizes barriers and maximizes success for all students. UDL guides the design of inclusive instruction and accessible

Distance & Blended Learning Basics for MN Adult Education - FY26

Suicide Prevention for Adult Educators - FY26

This course will help ABE teachers and volunteers learn about suicide and prevention.

Teaching Students about Mental Health

This course will help ABE teachers and volunteers learn how to teach students about mental health.

Northstar Digital Literacy Foundations - FY26

[Index](#) of all MN Adult Education online courses in Canvas

NEW!

Teaching Reading to Adults Mini-Cohort

Learn how and why to administer **diagnostic reading assessments** and concrete ways to **teach the components of evidence-based reading** for adults.

- Cohort starts Sept. 29
- Runs for 8 weeks and combines an online course and 4 live webinars
- Earn \$200 stipend and many CEUs!

[Application](#) deadline extended to Monday, September 22!



Ready, Set, IET!



September 30, 1:00–4:00 pm (virtual)

- IET 101 for foundational understanding
- SSLOs (Single Set of Learning Objectives) deep dive
- Panel discussion with experienced practitioners
- Preparing for upcoming IET coaching opportunities

Open to IELCE grantees and all adult educators interested in IET!

[Register](#) now!

Digital Learning Institute

A promotional poster for the Digital Learning Institute. It features a light blue background with a white circle in the top left containing the 'Literacy Minnesota' logo. A central photograph shows three people in a classroom setting; a woman in a white hijab is in the foreground, smiling and looking at a laptop, while two other women are in the background. To the left of the photo is an icon of a computer monitor connected to a globe. To the right is an icon of a smartphone with a speech bubble. A large red circle in the bottom right corner contains the text 'Save the Date! Friday, October 3, 2025'. A list of bullet points is in the bottom left.

Literacy Minnesota

Digital Learning Institute

- Online
- FREE
- For staff and volunteers
- CEUs available

Save the Date!
**Friday,
October 3,
2025**

Session topics include:

- Distance & Blended Learning Basics
- Canva
- DART digital literacy curriculum
- Digital literacy & tech integration
- Elli training and teacher panel
- Effective use of AI and reducing AI waste

[Register](#) now!

Best Practices in Digital Learning Cohort

Starts Friday, October 31 and runs through late February.

- Formerly known as Distance Learning 101/102
- For teachers, support staff, and administrators; open to individuals or program teams
- Cohort content includes current readings & discussion on best practices for asynchronous and synchronous online learning, instruction, and assessment; Digital equity, digital resilience, and digital navigation
- Canvas online course & 4 webinars; 20+ hours over 4 months
- CEUs and \$250 stipends available for those who fully complete

[Applications](#) due by October 24!



North Regional — Oct. 9–10 in Bemidji

Thursday, Oct. 9, 2:00–7:30 pm

Friday, Oct. 10, 8:15 am–2:45 pm

**[Register](#) by Friday, Sept. 26 to
secure a hotel room!**

Session topics include:

- Using AI in Reading Instruction
- English Language Learners
- Career Apprenticeships
- Metacognitive Reading Strategies
- Elli
- Serving Students with Brain Injuries
- Universal Design for Learning and Learning Disabilities
- Programming in Jail Settings
- Administrator Networking Time
- and others!

Friday, November 7

8:45 am–3:15 pm

- ❖ **Keynote speaker and morning workshop: Pamela Weber Harris**
- ❖ **Afternoon concurrent workshops & resource sharing**

Registration is open!



Mark your calendars! 2025–26 PD Events

Ready, Set, IET Event — Sept. 30

Digital Learning Institute — Oct. 3 **(NEW!)**

Fall North Regional (Bemidji) — Oct. 9–10

Fall Manager Meeting (Metro area) — Oct. 23

Trauma Webinar Series — Nov. 6, Dec. 8

Math Institute — Nov. 7

Support Services Conference — Nov. 13–14

MN English Learner Conference (St. Paul) —

Nov. 21–22

Workplace Literacy Webinar — Dec. 9

Volunteer Management Conference — Dec. 12

Language & Literacy Institute — Jan. 29–30

Manager Retreat (metro area) — Feb. 26

Spring Metro Regional — April 17

MCTM Conference — April 23–25

Spring South Regional (Mankato) — May 1

All events are virtual unless a location is listed



Statewide Mentorship Experience

Next cohort:

February 13–May 8, 2026

Mentors and mentees may be **managers, coordinators, support staff or instructors** who are looking to intentionally support and learn from peers in MN ABE programs.

Structure:

- 12 week commitment
- 1 virtual kickoff orientation
- 4-6 mentor/mentee meetings
- Biweekly check-ins via Canvas
- CEUs and stipend for completion

[Learn more and apply!](#)

2025 Fall Manager Meeting

Fall Manager Meeting — In Person!

Fall Manager Meeting

Thursday, October 23

9:00 am–3:00 pm

Jimmy's Event Center, Vadnais Heights

Travel reimbursement available for those traveling more than 100 miles round trip

Registration opens by early October!



***Share your input via the Fall
Manager Meeting Input
survey by the end of the day
Monday, September 22.***



Materials

The recording and slides will be posted on the [Literacy Action Network website.](#)



Next WebChat

Wednesday, February 11,
2026

1–2:30 pm

[Registration](#)



Thank You!

Questions?

mde.abe@state.mn.us

Neill Allard (*Neill.allard@state.mn.us*)

Julie Dincau (*Julie.dincau@state.mn.us*)

Brad Hasskamp (*Brad.hasskamp@state.mn.us*)

Astrid Liden (*Astrid.liden@state.mn.us*)

Hailey Swanson (*Hailey.swanson@state.mn.us*)

Jodi Versaw (*Jodi.versaw@state.mn.us*)