



STUDENT AGE <b>All</b>	GENDER <b>All</b>	WORK STATUS <b>All</b>	DATE FILTER <b>Jul 1 2016 - Jun 30 2018</b>
LAST YEAR INCOME <b>All</b>	ATTENDED TEST PREP CENTER <b>All</b>	HIGHEST GRADE COMPLETED <b>All</b>	
POSTAL CODE <b>All</b>	INMATE <b>All</b>	RACE / ETHNICITY <b>All</b>	
OPTIONS PROGRAM PARTICIPA... <b>All</b>	ADULT ED PROGRAM <b>All</b>	ADULT ED PROGRAM STATUS <b>All</b>	

Test Center Selector

MY STATE  
**MN**

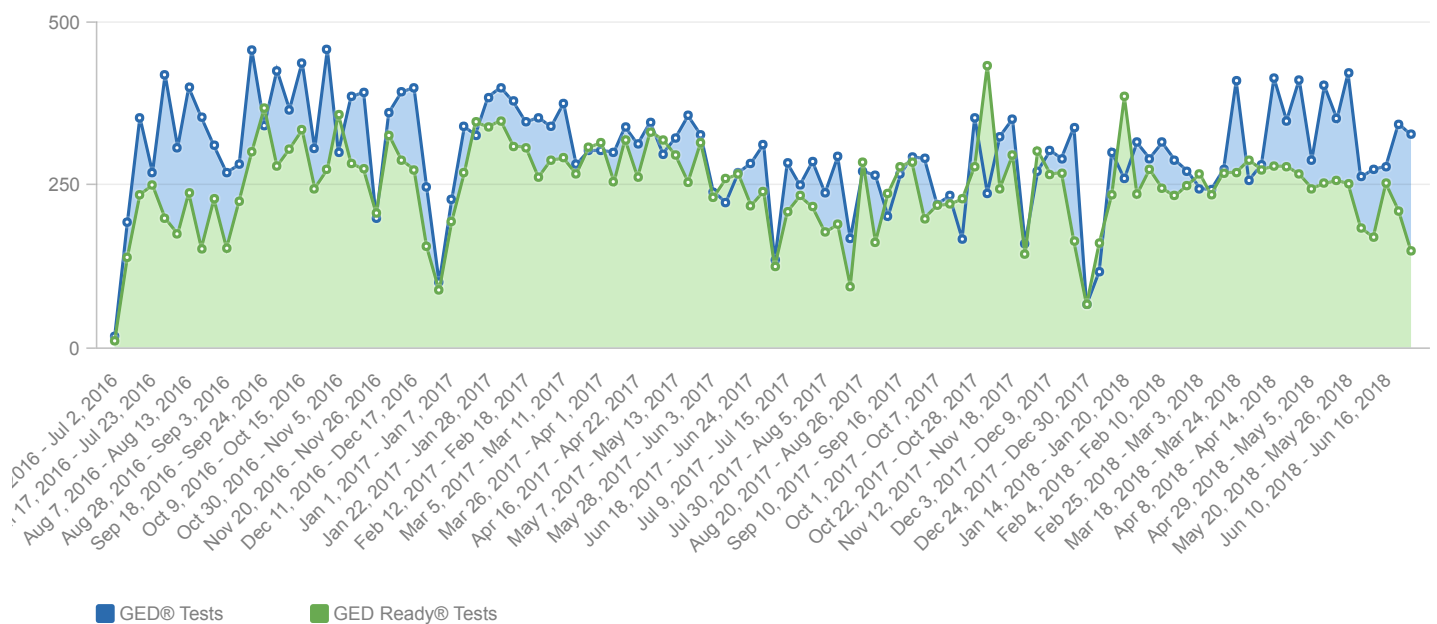
TEST CENTER NAME  
**All**

TEST CENTER ID  
**All**

[Click Here for Support](#)  
[Click Here for FAQ's](#)  
[Click Here for User Guide](#)

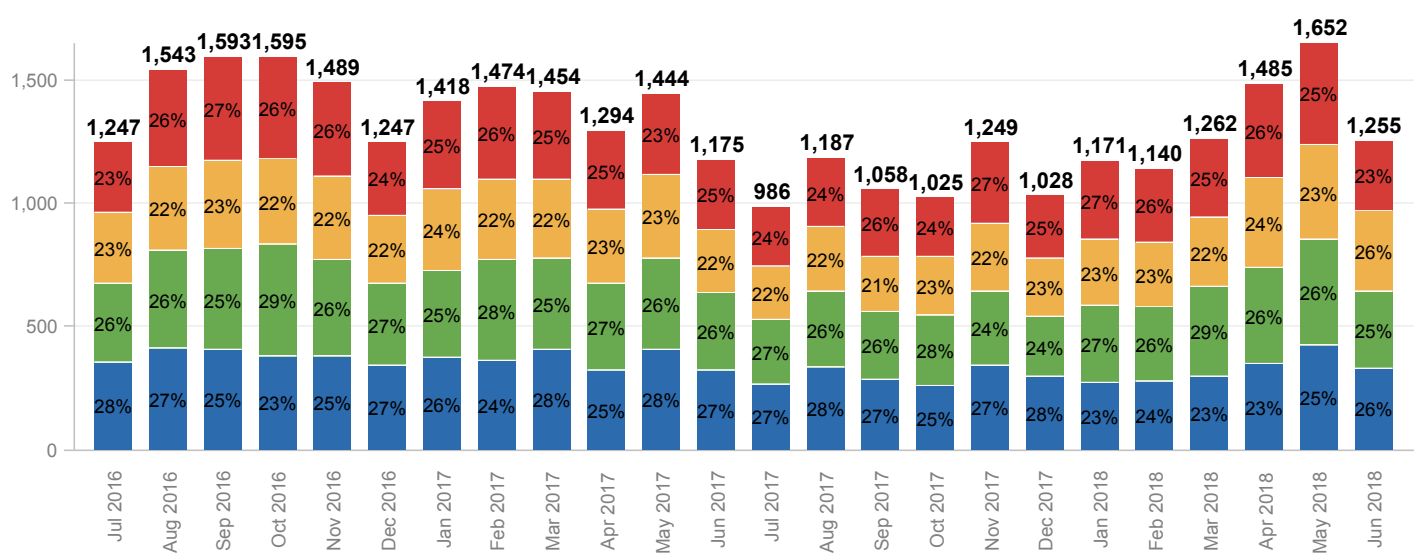
**31,471**  
GED® Tests
**25,913**  
GED Ready® Tests
**20%**  
% College Ready
**5%**  
% College Ready+Credit

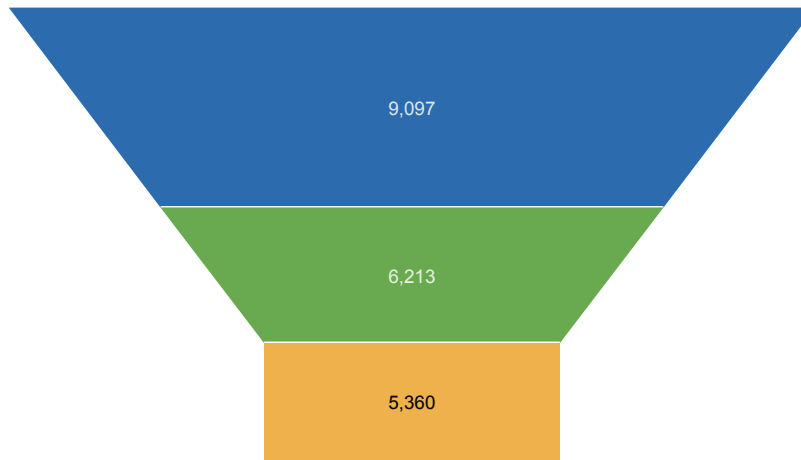
Weekly GED Test Volumes



For longer date ranges, all weeks may not display in legend. Hover over a point in time on the graphic display to see the date range it represents.

GED® Tests Taken by Content Area and Month



**GED® Test Takers to Passer Funnel Chart**

# GED® Test Takers

# Completers

# Passers

Please note that GED Analytics results are updated nightly. Individual test taker results may lag up to four business days for tests that included extended response scoring.

**Copyright © 2014 GED Testing Service LLC. All rights reserved.  
Confidential and Proprietary**