

# NO ENGLISH? NO COMPUTER SKILLS? NO PROBLEM!

Presented by: Erin Loughran  
ESL Teacher, Osseo ABE  
loughrane@district279.org

- o Actually, there **was** a problem...

Students in all levels of ABE come from various educational and technology backgrounds. This is especially true for beginning ESL. The challenge is **empowering students** to use the multitude of resources online for independent English study when their exposure to technology is limited and/or computer skills are developing. Another challenge is when a student is proficient in using the computer, but the language is a barrier for following instructions from the teacher.

- o So here's what I did:

*I created routine, repetition, and scaffolding for the 30-minute independent computer lab time. This was based on extensive research into computer skill standards, including the Northstar Digital Literacy Standards.*

- **I modeled** the activities using a projector in the classroom
- I used a **Beginning ESL Checklist** hand out (see reverse)
- I created **bookmarks** for each internet browser
- **I monitored and assisted** during the 30-minute lab time
- **I acknowledged and initialed** steps on each students' hand out
- **I reflected** on student progress with the student (formally & informally)

- o Skills Addressed:


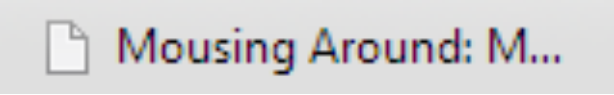

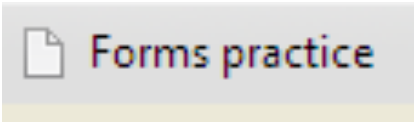
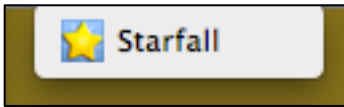

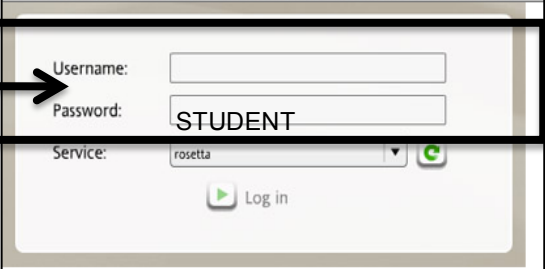
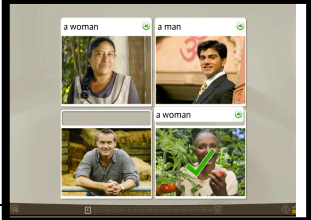
- ★ Internet: clicking on the internet browser (Google Chrome)
- ★ Mousercise: using the mouse, scrolling
- ★ Forms Practice: beginning ESL vocabulary and typing
- ★ Starfall: clicking, selecting, phonemic awareness, and vocabulary
- ★ Rosetta Stone: login, advanced clicking, using the mouse/keyboard/microphone

- o What I found:

- Students were more **engaged**, and **used vocabulary** like "click", "down", and "teacher finish number \_\_\_\_" (*some students were previously non-verbal*)
- In keeping the content super simple, repetitive, and scaffolded (building on skills), I turned into a **facilitator** (not common in LL ESL!)

NAME: \_\_\_\_\_

DATE: \_\_\_\_/\_\_\_\_/2015

1. Click	
2. Click	 
3. Click	
4. Click	
5. Click	
6. <ul style="list-style-type: none"><li>Type username and password</li><li>Start Rosetta Stone</li></ul>	 

***Links I used:***

<https://www.pbclibrary.org/mousing/mouercise.htm>

- **Mouercise!**

<http://mndigital.dreamhosters.com/forms2/INDEX.HTM>

- **Forms practice**
- **Pick a specific series. Here's what I picked:**  
<http://mndigital.dreamhosters.com/forms2/BasicForms/BF4/BF4a1.htm>

<http://www.starfall.com/>

- **Starfall, can do #1 or #2**

***Links I used:***

<https://www.pbclibrary.org/mousing/mouercise.htm>

- **Mouercise!**

<http://mndigital.dreamhosters.com/forms2/INDEX.HTM>

- **Forms practice**
- **Pick a specific series. Here's what I picked:**  
<http://mndigital.dreamhosters.com/forms2/BasicForms/BF4/BF4a1.htm>

<http://www.starfall.com/>

- **Starfall, can do #1 or #2**