



Educreations – Teacher and Student Accounts Setup

Teacher Account Setup



- 1) Go to educreations.com and sign up.
- 2) Choose a username and password that you can share with your team of teachers. Write this down. Username (or email): _____ Password: _____
- 3) Choose “Teacher” as account type.
- 4) Create a Course
- 5) Click **Students** write down the code. _____



- 6) On your iPad, go to the  Educreations App, click Done, and click the Settings icon at the




bottom right.


- 7) Log in with your **teacher** username (or email) and password from above.
- 8) This is now your teacher iPad where you will make the lessons.
- 9) Remember to choose My Class when you save the lessons that you make. You will also have to go to Educreations.com, log in with the teacher account, click on your student’s course, click Add Existing Lesson, and mark the lessons that you want to be available to your students.


Student Account

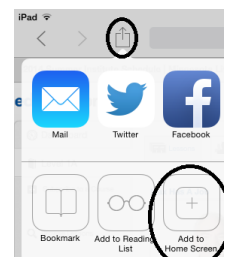


- 1) Go to educreations.com and sign up.
- 2) Choose a username and password that you can share with your **students**. Keep it short and easy to type. Write this down. Username (or email): _____ Password: _____
- 3) Choose “Student” as account type.
- 4) Enter the code from above, when you made your teacher account.



- 5) On a second iPad (and all other student iPads), go to the  Educreations App, click **Done**, and click the Settings icon at the bottom right.
- 6) Log in with your **student** username (or email) and password from above.
- 7) This is now your student iPad where your students will view and make lessons.

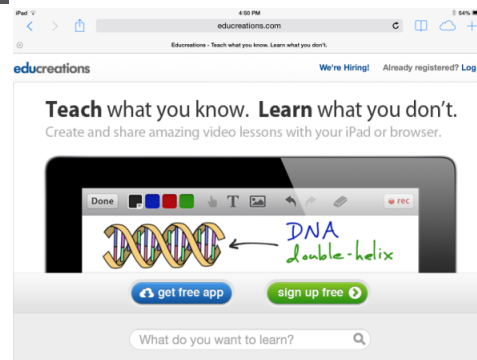
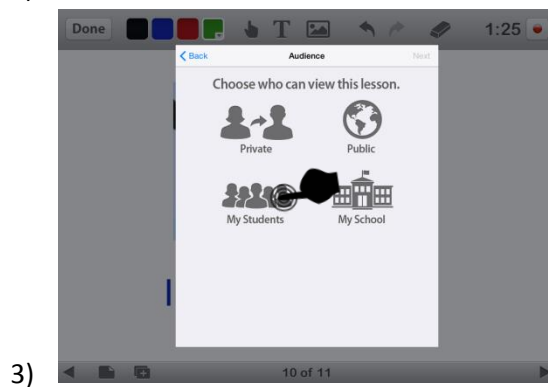
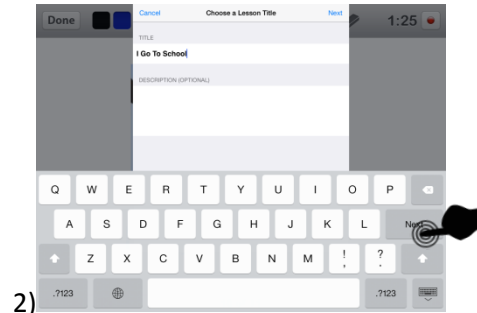
- 8) Go to Safari.  Go to Educreations.com.
- 9) Log in with your **student** username (or email) and password from above.
- 10) Click the up arrow, **Add to Home Screen**, and **Add**.
- 11) Have students click on the new icon that appears to access lessons.



Before you start making a lesson, make sure you are logged into your **teacher account**:



Save Lessons



4) Log in as a **teacher** to educreations.com

